

Core Individual Securities Management

Tax Sensitive

A diversified core investment strategy targeting strong returns across market cycles.

This strategy seeks to provide investors with diversified and comprehensive exposure to investment opportunities through a durable multi-disciplinary investment process. We take an active approach to identify investments in both global equity markets and predominantly investment grade municipal fixed income. Over full market cycles, we incorporate both growth and value styles in the equity selection process as well as global macro-economic and monetary policy expectations.

Investment Overview

| | |
|-----------------------|----------|
| Inception Date | 1/1/1995 |
| Composite AUM (\$mil) | 146 |
| Strategy AUM (\$mil) | 540 |
| Firm AUM (\$mil) | 2,486 |
| Current Yield | 2.7 |

Risk Statistics*

| | |
|--------------------|-------|
| Standard Deviation | 8.63 |
| Beta | 1.01 |
| Sharpe Ratio | 0.57 |
| Annual Turnover % | 21.08 |

*10 year annualized

About First American Trust

First American Trust strives to deliver favorable client outcomes through trustworthy professional experts. As a subsidiary of First American Financial Corporation (NYSE: FAF), First American Trust provides trust and fiduciary services, investment advisory services and investment management services to individuals, families, charities, corporations and retirement plans.

Long-Term Return Potential

Diversified asset allocation as well as proprietary in-house research and analysis complements our client expectation to deliver reasonable risk adjusted returns regardless of market and economic environment.



| Annualized Total Return (%) | YTD | 1-yr | 3-yr | 5-yr | 10-yr | 20-yr | Inception |
|-----------------------------|-------|-------|------|------|-------|-------|-----------|
| Composite Gross Return | -1.37 | 11.95 | 9.60 | 5.25 | 7.15 | 6.43 | 7.35 |
| Benchmark Return | -1.76 | 11.60 | 9.85 | 5.75 | 7.25 | 6.25 | 7.20 |

As of March 31, 2026

| Calendar Year Returns (%) | 2016 | 2017 | 2018 | 2019 | 2020 | 2021 | 2022 | 2023 | 2024 | 2025 |
|---------------------------|------|-------|-------|-------|-------|-------|--------|-------|-------|-------|
| Composite Gross Return | 5.71 | 11.50 | -2.15 | 16.80 | 11.71 | 11.62 | -12.27 | 13.52 | 8.94 | 12.29 |
| Benchmark Return | 5.39 | 11.95 | -2.47 | 16.44 | 11.84 | 10.59 | -11.40 | 13.60 | 10.43 | 12.35 |

Flexible and Disciplined Implementation

We tailor our strategy for client variances, including tax-efficiency, by utilizing individual stock and bond positions supplemented with mutual funds and exchange traded funds to enhance and broaden asset class participation. We evaluate equity and fixed income investments based on our fundamental, valuation, and technical analysis to mitigate risk. One of the advantages of investing in individual securities is the ability to customize portfolios if necessary.

Experienced Team

Clients interact directly with their portfolio manager to implement the investment plans. Our team of portfolio managers and dedicated research analysts average more than 32 years of investment experience. From following specific equity sectors to evaluating yield and credit curves, they have the expertise to serve individual clients as well as large corporate and charitable endowments.

Individual Securities Management Balanced Tax-Sensitive Composite contains fully discretionary tax-sensitive balanced accounts managed primarily utilizing individual equity security for the large cap allocation of the portfolio and individual tax-sensitive bond or mutual funds for the fixed income allocation. The composite inception date is January 1, 1995. Composite Benchmark consists of the Russell 3000 (40%), the MSCI ACWI ex US (10%), the BofA Merrill Lynch California Municipal 3-7 Year Index (47%) and the Lipper CA Tax-Exempt Money Market Index (3%) since August 1, 2008. Please consult the ISM Balanced Tax-Sensitive Composite performance presentation for the benchmark composite and weight changes prior to that date. The Composite Benchmark is rebalanced on a monthly basis. The Sharpe Ratio measures the risk-adjusted performance. Returns are presented gross of management fees and include the reinvestment of all income. Firm AUM includes all actual, fee and non-fee paying accounts. ISM Balanced Tax-Sensitive Composite AUM includes all accounts with an objective 50/50 allocation to equity and fixed income asset classes. Strategy AUM includes all accounts within the Individual Security Management (ISM) strategy that may have the same or different objective allocations. First American Trust maintains a complete list and description.

First American Trust, FSB makes no express or implied warranty respecting the information presented and assumes no responsibility for errors or omissions. First American, the eagle logo, and First American Trust are either registered trademarks or trademarks of First American Financial Corporation and/or its affiliates.

FATRUWMS-05/2026-015



First American Trust[®]

WEALTH MANAGEMENT SERVICES






877-908-7878 | firstamtrust.com

©2026 First American Financial Corporation and/or its affiliates. All rights reserved. NYSE: FAF

Core Individual Securities Management

Tax Sensitive

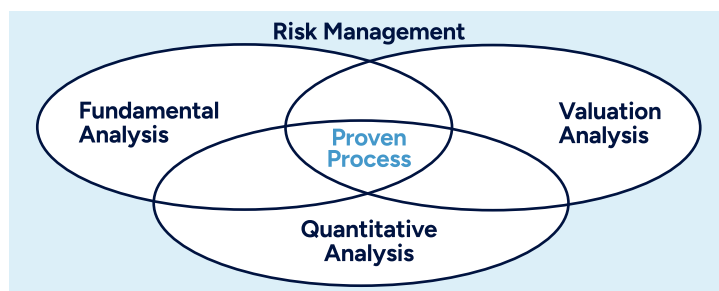
Portfolio Managers

| | | |
|---|--|--|
|  Daniel Ast Years of Experience 42 |  Pierre Schutte Years of Experience 37 |  William Lugaro Years of Experience 35 |
|  Michael Serrano Years of Experience 34 |  Steven Ruth Years of Experience 32 |  Robert Lopez Years of Experience 17 |

Our portfolio managers are seasoned professionals who are an integral part of the client service team and average over 32 years of experience.

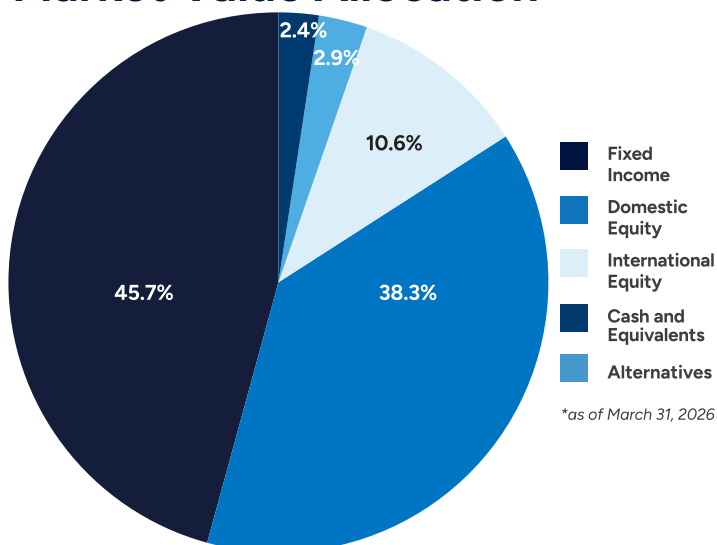
Investment Process

Investment selection is based on a proven process to mitigate downside risk.



- **Fundamental Analysis**
Determines macro environment and company business profile
- **Valuation Analysis**
Evaluates opportunities based on price comparison
- **Quantitative Analysis**
Provides timeliness and actionable sell discipline

Market Value Allocation *



Domestic Stocks Top 10 Holdings *

| | Ticker | Security |
|----|--------------|---------------------|
| 1 | NVDA | Nvidia Corp |
| 2 | AAPL | Apple Inc |
| 3 | MSFT | Microsoft Corp |
| 4 | GOOGL | Alphabet Inc - CL A |
| 5 | AMZN | Amazon.com Inc |
| 6 | WMT | Wal-Mart Stores Inc |
| 7 | AVGO | Broadcom Inc |
| 8 | JPM | JPMorgan Chase & Co |
| 9 | META | Meta Platforms |
| 10 | ABBV | Abbvie Inc |

Past performance is no guarantee of future results. Individual account performance will vary. Not FDIC insured. No Bank guarantee. May lose value. There is no guarantee that the strategy will achieve its investment goal. The strategy is subject to various risks, including market risk, asset allocation risk, credit risk, interest rate risk, liquidity risk, currency risk, concentration risk, trading risk, emerging market risk, turnover risk, and commodity risk. **This strategy may not be suitable for all investors.** Please consult your tax advisor for personal tax questions and concerns. This report is intended for informational purposes only and does not constitute or contain an investment recommendation and is issued without regard to the specific investment objectives, financial situation or particular needs of any specific recipient. First American Trust, FSB and its affiliates do not accept any liability for any direct, indirect or consequential damages or losses arising from any use of this report or its contents.

Let's get started.
Call us. 877-908-7878



First American Trust®
WEALTH MANAGEMENT SERVICES

877-908-7878 | firstamtrust.com

First American Trust, FSB makes no express or implied warranty respecting the information presented and assumes no responsibility for errors or omissions. First American, the eagle logo, and First American Trust are either registered trademarks or trademarks of First American Financial Corporation and/or its affiliates.

©2026 First American Financial Corporation and/or its affiliates. All rights reserved. NYSE: FAF